

# GANTRY CRANES

Capacities up to 5 tons

SPANS UP TO 30 FT • STEEL OR ALUMINUM TRACKS • FIXED OR ADJUSTABLE OPTIONS

**GORBEL®**  
A C L A S S A B O V E

# STEEL

## STEEL GANTRY CRANES

### Mobile Material Handling

Gorbel's Fixed and Adjustable Height Steel Gantry Cranes provide an economical way to lift materials anywhere within a facility. The casters enable you to move the gantry around your work area. This is a more cost-effective lifting solution for areas of infrequent lifts than a more expensive permanent structure. Our heavy duty end frame design with square tubing uprights, knee braces and channel base on the Adjustable Height Gantry and square tubing uprights and bases on the Fixed Gantry provides stable lifting and movement.

### Why Choose a Gorbel® Gantry?

#### Ease of Movement

The non-marking, durable phenolic casters provide low rolling resistance for easy movement.

The phenolic casters roll smoothly, even over rough floor surfaces, and can withstand water, oil and most other chemicals.

#### Safety

The bolted beam to upright connection ensures the beam does not dislodge.

#### Pre-engineered for use with powered hoists

A factor of 15% of the crane capacity is allowed for the hoist and trolley weight with an additional 25% of the capacity allowed for impact, thus giving maximum capacity use of the crane. Therefore, if it's rated for 1000#, it can safely lift 1000# without having to worry about hoist weight or impact.



*Gorbel® Fixed Height Gantry Cranes are available in spans up to 30' and capacities up to 5 ton, and can be moved with a suspended load.*



*The Adjustable Height Gantry can be moved to almost any location and can be easily adjusted to provide different lifting heights.*

## SAFE, PRODUCTIVE ERGONOMIC SOLUTIONS

Gorbel's Crane Technology and Ergonomic Lifting products are the handling equipment you need to get the job done. Since 1977, Gorbel has specialized in overhead material handling solutions, earning a reputation for providing our customers with the highest quality products and the highest performance.

Our product line has grown to include a number of products that improve safety and productivity in today's industrial environment. We offer bridge cranes and monorails in capacities to 20 tons, jibs in capacities from 50 pounds to 5 tons, mobile gantries in capacities up to 5 tons, Intelligent Lifting Devices and Tether Track™ fall arrest systems.

Gorbel is committed to continuous improvement in both our products and our service. We would love to work with you to find a solution that best fits your needs and budget, and look forward to the day when you join the ranks of our many satisfied customers.



# ALUMINUM

## ALUMINUM GANTRY CRANES

Gorbel® Aluminum Gantry Cranes are available in spans up to 20' and capacities up to 2 ton.

### Lightweight

Made from lightweight extruded aluminum, the components of the gantry crane are easily lifted by one person. This allows the crane to be shipped easily to a job site, and even carried up a ladder or staircase to a rooftop work area.

### Adjustable Height & Span


The top beam is secured to the supports by beam clamps, which can easily be adjusted to fit any span. The adjustable height allows maximum lift in many different applications.

### Collapsible for Easy Storage

Simple set up and break down allows the gantry to be collapsed and stored when not in use.

### Options and Accessories for Aluminum Gantry Cranes

- Ratcheting height adjustment
- Inflatable pneumatic wheels for rough surfaces
- Top running trolley (included)



### COMPLETE ASSEMBLY IN MINUTES!

Use your smart phone to scan the QR code and watch a video demonstration on how fast and simple the Gorbel® Aluminum Gantry Crane can be assembled, or visit:  
[www.gorbel.com/media/videos/aluminumgantryassembly.aspx](http://www.gorbel.com/media/videos/aluminumgantryassembly.aspx)



Aluminum Gantry Crane when folded for storage.

## WHY CHOOSE GORBEL® PRODUCTS?

### Industry's Best Warranty

We are proud to offer a ten year (20,000 hour) warranty on manually operated crane systems. With this warranty our customers are guaranteed years of quality, dependable service.

### Reliability

Since 1996 our on-time shipping percentage has been over 95%. We're proud that our customers can rely on us to ship their orders on time, keeping to their installation schedules.

### Ease of Assembly

We've been told that our products are much easier to assemble than others in the industry.

### Customer Service Support

Our Customer Service Representatives go through a rigorous training period on our products and their proper application so they are prepared to handle even the toughest application questions.

### Multiple Shipping Points

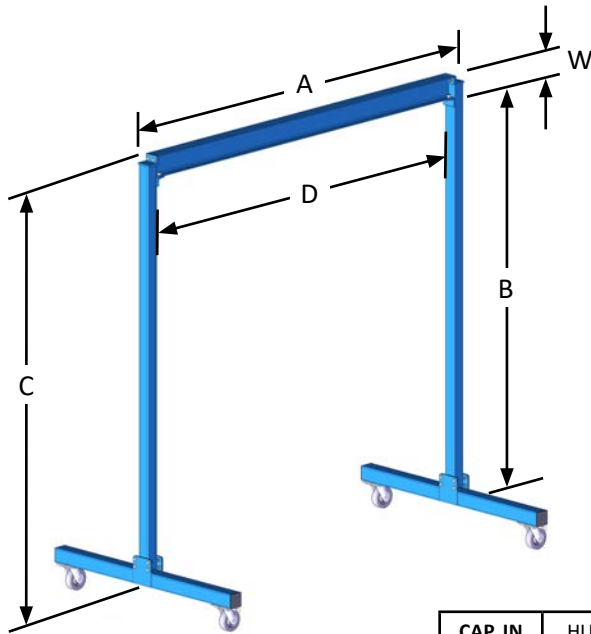
With manufacturing facilities in Fishers, New York; Pell City, Alabama; and Goodyear, Arizona, we are able to offer multiple shipping points, decreasing shipping costs to our customers.

### Extensive Dealer Network

Our network of dealers extends across North America and many countries internationally, making it easier for a trained local material handling sales consultant to provide the best solution for your needs.

# STEEL - FIXED

## FIXED HEIGHT STEEL GANTRY CRANES



- Capacities from 1 ton – 5 ton
- Spans from 8' – 30'
- Heights from 10' – 20'

**NEW!**

- Gorbel® Fixed Height Steel Gantry Cranes can be moved with a suspended load\*

The model number designates the capacity, height under boom and overall span. Example: FGM-2-10-15 represents a Fixed Height Gantry Crane with a 2-Ton capacity, a height under boom of 10' and an overall span of 15'.

Additional spans, heights and capacities are available by contacting your local Gorbel® dealer.

CAP. IN TONS	HUB (B)	SPAN (A)	MODEL NUMBER	OAH (C)	CLEAR SPAN (D)	I-BEAM DEPTH (W)
1	10'	10'	FGM-1-10-10	10' 6-1/16"	9' 2"	6"
	15'	10'	FGM-1-15-10	15' 6-9/16"	9' 0"	6"
	20"	10'	FGM-1-20-10	20' 8-1/2"	8' 9-13/16"	8"
	10'	15'	FGM-1-10-15	10' 8-3/16"	14' 2"	8"
	15'	15'	FGM-1-15-15	15' 8-5/8"	14' 0"	8"
	20'	15'	FGM-1-20-15	20' 8-1/2"	13' 9-13/16"	8"
	10'	20'	FGM-1-10-20	10' 8-5/8"	19' 0"	8"
	15'	20'	FGM-1-15-20	15' 10-9/16"	18' 9-13/16"	10"
	20'	20'	FGM-1-20-20	20' 10-9/16"	18' 9-13/16"	10"
	10'	25'	FGM-1-10-25	10' 10-5/16"	24' 2"	10"
	15'	25'	FGM-1-15-25	15' 10-9/16"	23' 9-13/16"	10"
	20'	25'	FGM-1-20-25	20' 10-9/16"	23' 9-13/16"	10"
	10'	30'	FGM-1-10-30	11' 0-1/2"	29' 2"	12"
	15'	30'	FGM-1-15-30	16' 0-11/16"	28' 9-13/16"	12"
	20'	30'	FGM-1-20-30	21' 1-1/16"	28' 7-5/16"	12"
2	10'	10'	FGM-2-10-10	10' 10-9/16"	8' 9-13/16"	10"
	15'	10'	FGM-2-15-10	15' 10-15/16"	8' 7-5/16"	10"
	20'	10'	FGM-2-20-10	20' 10-3/8"	8' 5-5/16"	10"
	10'	15'	FGM-2-10-15	10' 10-9/16"	13' 9-13/16"	10"
	15'	15'	FGM-2-15-15	15' 10-15/16"	13' 7-5/16"	10"
	20'	15'	FGM-2-20-15	20' 10-3/8"	13' 5-5/16"	10"
	10'	20'	FGM-2-10-20	10' 10-9/16"	18' 9-13/16"	10"
	15'	20'	FGM-2-15-20	15' 10-15/16"	18' 7-5/16"	10"
	20'	20'	FGM-2-20-20	21' 1-9/16"	18' 5-5/16"	12"
	10'	25'	FGM-2-10-25	11' 0-11/16"	23' 9-13/16"	12"
	15'	25'	FGM-2-15-25	16' 1-1/16"	23' 7-5/16"	12"
	20'	25'	FGM-2-20-25	21' 1-9/16"	23' 5-5/16"	12"
	10'	30'	FGM-2-10-30	11' 6-1/8"	28' 9-13/16"	18"
	15'	30'	FGM-2-15-30	16' 6-1/2"	28' 7-5/16"	18"
	20'	30'	FGM-2-20-30	21' 7"	28' 5-5/16"	18"

\*Please follow all safety instructions listed in the owner's manual.

## Options and Accessories for Steel Gantry Cranes

### Casters

For all series, our non-marking phenolic casters are standard. We offer a variety of other caster options:

- Polyurethane Casters with or without Cam Brake
- Four Position Swivel Locks
- Steel V-Groove Rigid Body
- Steel V-Groove Rigid Body with Cam Brake (1-2 ton only)

### Adjustable End Stops

End stops limit the travel of the trolley on the beam. They are used in applications where you want to stop the travel of the trolley before the legs of the gantry. They are available for gantry crane spans in all standard designs.

### Adjustable Bumpers

Protect gantry legs while still positioning to provide maximum trolley travel. Easily installed without drilling into the beam.

### Tag Lines

Control electrical and/or air connections (not included) with a tag line kit. Bolt on design for a quick, no drill installation.

### Fixed Length V-Groove Track

With our V-Groove Track, your gantry crane will smoothly run in a straight line every time. The track comes in standard lengths of 10' or 20'. When using multiple pieces of V-Groove Track, you can specify end pieces (single alignment pin) or middle sections (dual alignment pins).



V-Groove Track & Caster

CAP. IN TONS	HUB (B)	SPAN (A)	MODEL NUMBER	OAH (C)	CLEAR SPAN (D)	I-BEAM DEPTH (W)
3	10'	10'	FGM-3-10-10	10' 10-9/16"	8' 9-13/16"	10"
	15'	10'	FGM-3-15-10	15' 10-3/8"	8' 5-5/16"	10"
	20'	10'	FGM-3-20-10	20' 10-3/8"	8' 5-5/16"	10"
	10'	15'	FGM-3-10-15	10' 10-9/16"	13' 9-13/16"	10"
	15'	15'	FGM-3-15-15	15' 10-3/8"	13' 5-5/16"	10"
	20'	15'	FGM-3-20-15	20' 10-3/8"	13' 5-5/16"	10"
	10'	20'	FGM-3-10-20	11' 1-1/16"	18' 7-5/16"	12"
	15'	20'	FGM-3-15-20	16' 0-1/2"	18' 5-5/16"	12"
	20'	20'	FGM-3-20-20	21' 0-1/2"	18' 5-5/16"	12"
	10'	25'	FGM-3-10-25	11' 4-5/8"	23' 7-5/16"	16"
	15'	25'	FGM-3-15-25	16' 5-1/8"	23' 5-5/16"	16"
	20'	25'	FGM-3-20-25	21' 7"	23' 5-5/16"	18"
	10'	30'	FGM-3-10-30	11' 9-1/2"	28' 7-5/16"	21"
	15'	30'	FGM-3-15-30	16' 10"	28' 5-5/16"	21"
	20'	30'	FGM-3-20-30	21' 10"	28' 5-5/16"	21"
5	10'	10'	FGM-5-10-10	11' 5-1/8"	8' 5-5/16"	16"
	15'	10'	FGM-5-15-10	16' 4-1/8"	8' 5-5/16"	16"
	20'	10'	FGM-5-20-10	21' 4-1/8"	8' 1-5/16"	16"
	10'	15'	FGM-5-10-15	11' 5-1/8"	13' 5-5/16"	16"
	15'	15'	FGM-5-15-15	16' 4-1/8"	13' 5-5/16"	16"
	20'	15'	FGM-5-20-15	21' 4-1/8"	13' 1-1/16"	16"
	10'	20'	FGM-5-10-20	11' 5-1/8"	18' 5-5/16"	16"
	15'	20'	FGM-5-15-20	16' 4-1/8"	18' 5-5/16"	16"
	20'	20'	FGM-5-20-20	21' 4-1/8"	18' 1-5/16"	16"
	10'	25'	FGM-5-10-25	11' 10"	23' 5-5/16"	21"
	15'	25'	FGM-5-15-25	16' 10"	23' 5-5/16"	21"
	20'	25'	FGM-5-20-25	21' 9"	23' 1-5/16"	21"
	10'	30'	FGM-5-10-30	12' 1-1/16"	28' 5-5/16"	24"
	15'	30'	FGM-5-15-30	17' 0-1/8"	28' 1-5/16"	24"
	20'	30'	FGM-5-20-30	22' 0-1/8"	28' 1-5/16"	24"

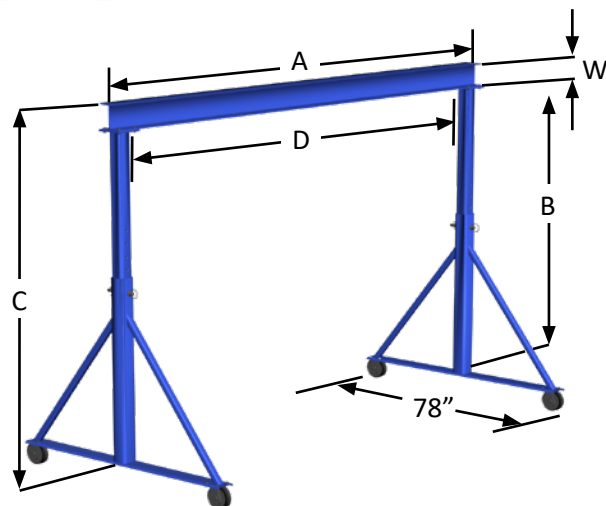
Standard Boom Data		
Boom Height (W)	Beam Size	Flange Width (in)
6"	W6 @ 12#/ft.	4"
8"	W8 @ 18#/ft.	5-1/4"
10"	W10 @ 26#/ft.	5-3/4"
12"	W12 @ 35#/ft.	6-1/2"
16"	W16 @ 45#/ft.	7"
18"	W18 @ 50#/ft.	7-1/2"
21"	W21 @ 62#/ft.	8-1/4"
24"	W24 @ 84#/ft.	9"

# STEEL-ADJUSTABLE

## ADJUSTABLE HEIGHT STEEL GANTRY CRANES

- Capacities from 1 ton – 5 ton
- Spans from 8' – 30'
- Adjustable in 6" increments to provide different lifting heights

Additional spans, heights and capacities are available by contacting your local Gorbel® dealer.



Standard Boom Data		
Boom Height (W)	Beam Size	Flange Width (in)
6"	W6 @ 12#/ft.	4"
8"	W8 @ 18#/ft.	5-1/4"
10"	W10 @ 26#/ft.	5-3/4"
12"	W12 @ 35#/ft.	6-1/2"
16"	W16 @ 45#/ft.	7"
18"	W18 @ 50#/ft.	7-1/2"
21"	W21 @ 62#/ft.	8-1/4"
24"	W24 @ 84#/ft.	9"
27"	W27 @ 114#/ft.	10-1/8"

\*Non-marking phenolic casters with a steel core are standard.

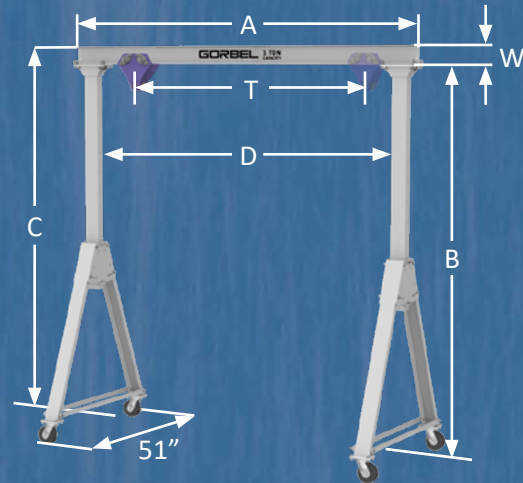
CAP. IN TONS	HUB (B)		SPAN (A)	MODEL NUMBER	CLEAR SPAN (D)	I-BEAM DEPTH (W)
	MIN	MAX				
1	7'	10'	10'	AG-1-7/10-10	8' 8"	6"
	9'	12'	10'	AG-1-9/12-10	8' 8"	6"
	12'	15'	10'	AG-1-12/15-10	8' 8"	6"
	17'	20'	10'	AG-1-17/20-10	8' 8"	6"
	7'	10'	15'	AG-1-7/10-15	13' 8"	8"
	9'	12'	15'	AG-1-9/12-15	13' 8"	8"
	12'	15'	15'	AG-1-12/15-15	13' 8"	8"
	17'	20'	15'	AG-1-17/20-15	13' 8"	8"
	7'	10'	20'	AG-1-7/10-20	18' 8"	10"
	9'	12'	20'	AG-1-9/12-20	18' 8"	10"
	12'	15'	20'	AG-1-12/15-20	18' 8"	10"
	17'	20'	20'	AG-1-17/20-20	18' 8"	10"
	7'	10'	25'	AG-1-7/10-25	23' 6"	12"
	9'	12'	25'	AG-1-9/12-25	23' 6"	12"
	12'	15'	25'	AG-1-12/15-25	23' 6"	12"
	17'	20'	25'	AG-1-17/20-25	23' 6"	12"
	7'	10'	30'	AG-1-7/10-30	28' 6"	16"
	9'	12'	30'	AG-1-9/12-30	28' 6"	16"
	12'	15'	30'	AG-1-12/15-30	28' 6"	16"
	17'	20'	30'	AG-1-17/20-30	28' 6"	16"
3	7'	10'	10'	AG-3-7/10-10	8' 8"	10"
	9'	12'	10'	AG-3-9/12-10	8' 8"	10"
	12'	15'	10'	AG-3-12/15-10	8' 8"	10"
	17'	20'	10'	AG-3-17/20-10	8' 8"	10"
	7'	10'	15'	AG-3-7/10-15	13' 8"	12"
	9'	12'	15'	AG-3-9/12-15	13' 8"	12"
	12'	15'	15'	AG-3-12/15-15	13' 8"	12"
	17'	20'	15'	AG-3-17/20-15	13' 8"	12"
	7'	10'	20'	AG-3-7/10-20	18' 6"	16"
	9'	12'	20'	AG-3-9/12-20	18' 6"	16"
	12'	15'	20'	AG-3-12/15-20	18' 6"	16"
	17'	20'	20'	AG-3-17/20-20	18' 6"	16"
	7'	10'	25'	AG-3-7/10-25	23' 6"	18"
	9'	12'	25'	AG-3-9/12-25	23' 6"	18"
	12'	15'	25'	AG-3-12/15-25	23' 6"	18"
	17'	20'	25'	AG-3-17/20-25	23' 6"	18"
	7'	10'	30'	AG-3-7/10-30	28' 6"	24"
	9'	12'	30'	AG-3-9/12-30	28' 6"	24"
	12'	15'	30'	AG-3-12/15-30	28' 6"	24"
	17'	20'	30'	AG-3-17/20-30	28' 6"	24"

CAP. IN TONS	HUB (B)		SPAN (A)	MODEL NUMBER	CLEAR SPAN (D)	I-BEAM DEPTH (W)
	MIN	MAX				
5	7'	10'	10'	AG-5-7/10-10	8' 1"	16"
	9'	12'	10'	AG-5-9/12-10	8'	16"
	12'	15'	10'	AG-5-12/15-10	7' 10"	16"
	17'	20'	10'	AG-5-17/20-10	7' 10"	16"
	7'	10'	15'	AG-5-7/10-15	13' 1"	24"
	9'	12'	15'	AG-5-9/12-15	13'	24"
	12'	15'	15'	AG-5-12/15-15	12' 10"	24"
	17'	20'	15'	AG-5-17/20-15	12' 10"	24"
	7'	10'	20'	AG-5-7/10-20	18' 1"	24"
	9'	12'	20'	AG-5-9/12-20	18'	24"
	12'	15'	20'	AG-5-12/15-20	17' 10"	24"
	17'	20'	20'	AG-5-17/20-20	17' 10"	24"
	7'	10'	25'	AG-5-7/10-25	23' 1"	27"
	9'	12'	25'	AG-5-9/12-25	23'	27"
	12'	15'	25'	AG-5-12/15-25	22' 10"	27"
	17'	20'	25'	AG-5-17/20-25	22' 10"	27"
	7'	10'	30'	AG-5-7/10-30	28' 1"	27"
	9'	12'	30'	AG-5-9/12-30	28'	27"
	12'	15'	30'	AG-5-12/15-30	27' 10"	27"
	17'	20'	30'	AG-5-17/20-30	27' 10"	27"



# ADJUSTABLE HEIGHT ALUMINUM GANTRY CRANES

- Capacities from 500 lbs. – 2 ton
- Standard spans up to 20'
- Height Under Boom 6'-12'
- Collapsible for easy storage
- Adjustable in 6" increments to provide different lifting heights



CAP. IN TONS	HUB (B)		SPAN (A)	MODEL NUMBER	OAH (C)	CLEAR SPAN (D)	TROLLEY TRAVEL (T)	I-BEAM DEPTH (W)
	MIN.	MAX.						
1/2	6'	9'	8'	ALUG-1000-6/9-8	9' 8-3/4"	6' 8-9/16"	5' 7-3/4"	6"
	9'	12'	8'	ALUG-1000-9/12-8	12' 8-3/4"	6' 8-9/16"	5' 7-3/4"	6"
	6'	9'	10'	ALUG-1000-6/9-10	9' 8-3/4"	8' 8-9/16"	7' 7-3/4"	6"
	9'	12'	10'	ALUG-1000-9/12-10	12' 8-3/4"	8' 8-9/16"	7' 7-3/4"	6"
	6'	9'	12'	ALUG-1000-6/9-12	9' 8-3/4"	10' 8-9/16"	9' 7-3/4"	6"
	9'	12'	12'	ALUG-1000-9/12-12	12' 8-3/4"	10' 8-9/16"	9' 7-3/4"	6"
	6'	9'	15'	ALUG-1000-6/9-15	9' 10-3/4"	13' 8-9/16"	12' 7-3/4"	8"
	9'	12'	15'	ALUG-1000-9/12-15	12' 10-3/4"	13' 8-9/16"	12' 7-3/4"	8"
	6'	9'	18'	ALUG-1000-6/9-18	9' 10-3/4"	16' 8-9/16"	15' 7-3/4"	8"
	9'	12'	18'	ALUG-1000-9/12-18	12' 10-3/4"	16' 8-9/16"	15' 7-3/4"	8"
	6'	9'	20'	ALUG-1000-6/9-20	9' 10-3/4"	18' 8-9/16"	17' 7-3/4"	8"
	9'	12'	20'	ALUG-1000-9/12-20	12' 10-3/4"	18' 8-9/16"	17' 7-3/4"	8"
1	6'	9'	8'	ALUG-2000-6/9-8	9' 9"	6' 5-5/8"	5' 7-3/4"	6"
	9'	12'	8'	ALUG-2000-9/12-8	12' 9"	6' 5-5/8"	5' 7-3/4"	6"
	6'	9'	10'	ALUG-2000-6/9-10	9' 11"	8' 5-5/8"	7' 7-3/4"	8"
	9'	12'	10'	ALUG-2000-9/12-10	12' 11"	8' 5-5/8"	7' 7-3/4"	8"
	6'	9'	12'	ALUG-2000-6/9-12	9' 11"	10' 5-5/8"	9' 7-3/4"	8"
	9'	12'	12'	ALUG-2000-9/12-12	12' 11"	10' 5-5/8"	9' 7-3/4"	8"
	6'	9'	15'	ALUG-2000-6/9-15	9' 11"	13' 5-5/8"	12' 7-3/4"	8"
	9'	12'	15'	ALUG-2000-9/12-15	12' 11"	13' 5-5/8"	12' 7-3/4"	8"
	6'	9'	18'	ALUG-2000-6/9-18	10' 1"	16' 5-5/8"	15' 7-3/4"	10"
	9'	12'	18'	ALUG-2000-9/12-18	13' 1"	16' 5-5/8"	15' 7-3/4"	10"
	6'	9'	20'	ALUG-2000-6/9-20	10' 1"	18' 5-5/8"	17' 7-3/4"	10"
	9'	12'	20'	ALUG-2000-9/12-20	13' 1"	18' 5-5/8"	17' 7-3/4"	10"
2	6'	9'	8'	ALUG-4000-6/9-8	9' 11"	6' 5-3/8"	5' 7-3/4"	8"
	9'	12'	8'	ALUG-4000-9/12-8	12' 11"	6' 5-3/8"	5' 7-3/4"	8"
	6'	9'	10'	ALUG-4000-6/9-10	9' 11"	8' 5-3/8"	7' 7-3/4"	8"
	9'	12'	10'	ALUG-4000-9/12-10	12' 11"	8' 5-3/8"	7' 7-3/4"	8"
	6'	9'	12'	ALUG-4000-6/9-12	10' 1"	10' 5-3/8"	9' 7-3/4"	10"
	9'	12'	12'	ALUG-4000-9/12-12	13' 1"	10' 5-3/8"	9' 7-3/4"	10"
	6'	9'	15'	ALUG-4000-6/9-15	10' 1"	13' 5-3/8"	12' 7-3/4"	10"
	9'	12'	15'	ALUG-4000-9/12-15	13' 1"	13' 5-3/8"	12' 7-3/4"	10"
	6'	9'	18'	ALUG-4000-6/9-18	10' 3"	16' 5-3/8"	15' 7-3/4"	12"
	9'	12'	18'	ALUG-4000-9/12-18	13' 3"	16' 5-3/8"	15' 7-3/4"	12"
	6'	9'	20'	ALUG-4000-6/9-20	10' 3"	18' 5-3/8"	17' 7-3/4"	12"
	9'	12'	20'	ALUG-4000-9/12-20	13' 3"	18' 5-3/8"	17' 7-3/4"	12"


The model number designates the capacity, minimum/maximum height under boom and overall span. Example: ALUG-1-9/12-15 represents an Aluminum Gantry Crane with a 1/2-Ton (1000 lb.) capacity, a minimum height under boom of 9', a maximum height under beam of 12' and an overall span of 15'.

Additional heights are available by contacting your local Gorbels® dealer.

\*Non-marking phenolic casters are standard. Aluminum Gantry price includes crane, casters and trolley.


## FOR MORE INFORMATION

Your authorized Gorbel® dealer can give you more information on what makes Gorbel's Ergonomic Work Station Cranes and other material handling products "A Class Above."




Overview

## Cranes



Work Station Cranes



Jib Cranes




Cleveland Tramrail




Ergonomic Study

## Ergonomic Lifting



GS Series Hoist



G-Force & Easy Arm



Ergonomic Study

## Fall Protection



Visit our YouTube channel for more Gantry Crane videos!

View our Gantry Video playlist on YouTube!



Fall Arrest

**GORBEL®**  
A C L A S S A B O V E

[www.gorbels.com](http://www.gorbels.com)

**GORBEL**  
600 Fishers Run  
PO Box 593  
Fishers, NY 14453 USA

T 800.821.0086  
T 585.924.6262  
F 585.924.6273  
E [info@gorbel.com](mailto:info@gorbel.com)

